



IT Faculty Subcommittee

September 16, 2013

**Elias Eldayrie, Vice-President and
Chief Information Officer**

We asked you to tell us your concerns...

...and allow UFIT find solutions.

Faculty IT Concerns

When you asked about:

We need clarification of records retention regulations.

What are the legal issues impacting teaching today?

Cloud teaching tools - what is safe to use?

What is happening with classroom renovations?

Will my special software will work in the classroom?

I need to do additional things in Sakai that I cannot do now.

I need one-on-one help with Sakai that focuses on my issues.

What accessibility resources are currently available?

I need targeted information about my assigned classroom.

I need short video training – that I can watch when I need.

How can I use classroom tech in pedagogically correct ways?

TAs need some of the same training as faculty.

How about a clickable map of classrooms w/info on web?

Navigating Teaching Technologies: Policy & Law

- Will now be an annual event
- Collaboration with General Counsel's Office, Information Security & Compliance, Privacy Office
- PowerPoint and Video Available on the Faculty IT Subcommittee and www.teach.ufl.edu websites

Cloud Based Teaching Tools

- 44 tools, services, software have been identified
- fast-track process created to vet these tools by the Information Security Office & Privacy Office
- Substitutes tools will be sought for those that cannot approved



Summer 2013 Upgrades

- Leigh Hall Phase 2
- Matherly Hall Classrooms
- Turlington L007, L011 Lecture Capture & Projection Upgrades
- Griffin-Floyd 100
- Bartram 211 and Psychology 129
- Digital Upgrades – completed in 49 rooms



How can I ensure my software or simulation will work in my assigned room?

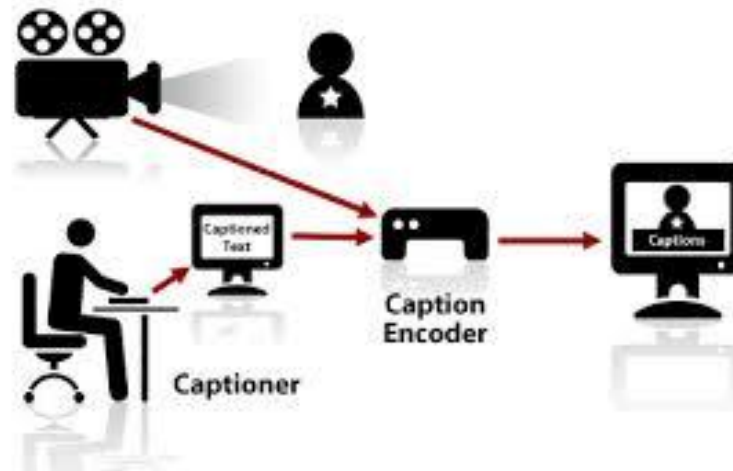
- Connect your own laptop to the podium
- Contact us to test your specialty software or simulation in the room in advance

Sakai

- Completed numerous significant enhancements summer 2013
- Open Assistance – sessions held every week in Hub221

Accessibility

- Course Video Captioning provided by UFIT for online courses identified by the Dean of Students Disabilities Office
- Creation of new accessibility information webpage www.accessibility.ufl.edu



How-to Videos

- Personalized email to all faculty scheduled to teach in a registrar controlled technology enhanced classroom
- Email will have Links to short training videos specific to the technology in the scheduled room



Training Videos Scheduled

1. Digital Classroom Podium – Presenter Quick Start
2. Using SMART Meeting Pro to Annotate Presentation
3. Connecting Your Laptop or Tablet for Classroom Presentation
4. Using Camtasia Relay to Record Your Presentation
5. What do you want to learn?




Second Phase of Videos

Tips for Teaching with Technology:

The pedagogy of using classroom technology to engage students and improve learning outcomes











Copyright 1996 Randy Glasbergen. www.glasbergen.com



"There aren't any icons to click. It's a chalk board."

Faculty IT Concerns

When you asked about:

Clarification of Records Retention	Done	
Legal Issues Impacting Teaching	Done	
Cloud Teaching Tools - vetting	Ongoing	
Classroom Renovations	Ongoing	
Standardization of Classroom Computers	Done	
Sakai Improvements	Done	
Sakai Open Assistance	Done	
Accessibility Resources	Ongoing	
Target Training Room/Faculty	Done	
Training in Classroom Technology Use	In progress	
Training in Pedagogical Uses of Classroom Tech	In Progress	
Include TAs in Training	Ongoing	
Clickable Map of Classrooms w/Info on Web	Scheduled	

What else is going on?

UFIT

1. Deployment and maintenance of course management systems
2. Help Desk support
3. Faculty and staff training
4. Course production
5. Web design and development
6. Video production
7. Rich media streaming services
8. Virtual computer labs
9. Administrative and student systems
10. Network and server infrastructure
11. Academic data capture and analysis



[UF Online](#)
[Website](#)

Assistance

<http://teach.ufl.edu/>

The screenshot shows the homepage of the University of Florida's Assistance for Teaching website. The top navigation bar includes links for Students, Faculty & Staff, Alumni & Friends, Parents, Visitors & Fans, Learning, and Help. The main header features the UF logo and the text "Assistance for Teaching UNIVERSITY of FLORIDA". A search bar and social media icons are also present. Below the header, a navigation bar lists "Instructional Resources", "Faculty & TA Development", "Support Services", and "UF & Coursera". The main content area features a "2013 Teaching Excellence Workshop" announcement, which includes a photo of a workshop session and a "View Presentation Recordings" button. The footer is divided into three sections: "Course Assistance" (with links to Course Assistance Request Form, Program Assistance Request Form, and Request ADA Course Assistance), "Unit Support" (with links to Warrington College of Business Administration's Center for Teaching, Learning and Assessment, CALS Teaching Resource Center, IFAD Center for Online Learning and Technology, College of Education, College of Fine Arts, and College of Journalism and Mass Communication), and "Useful Resources" (with a "Quick Help" button and the text "How may we assist you?").

Questions?

